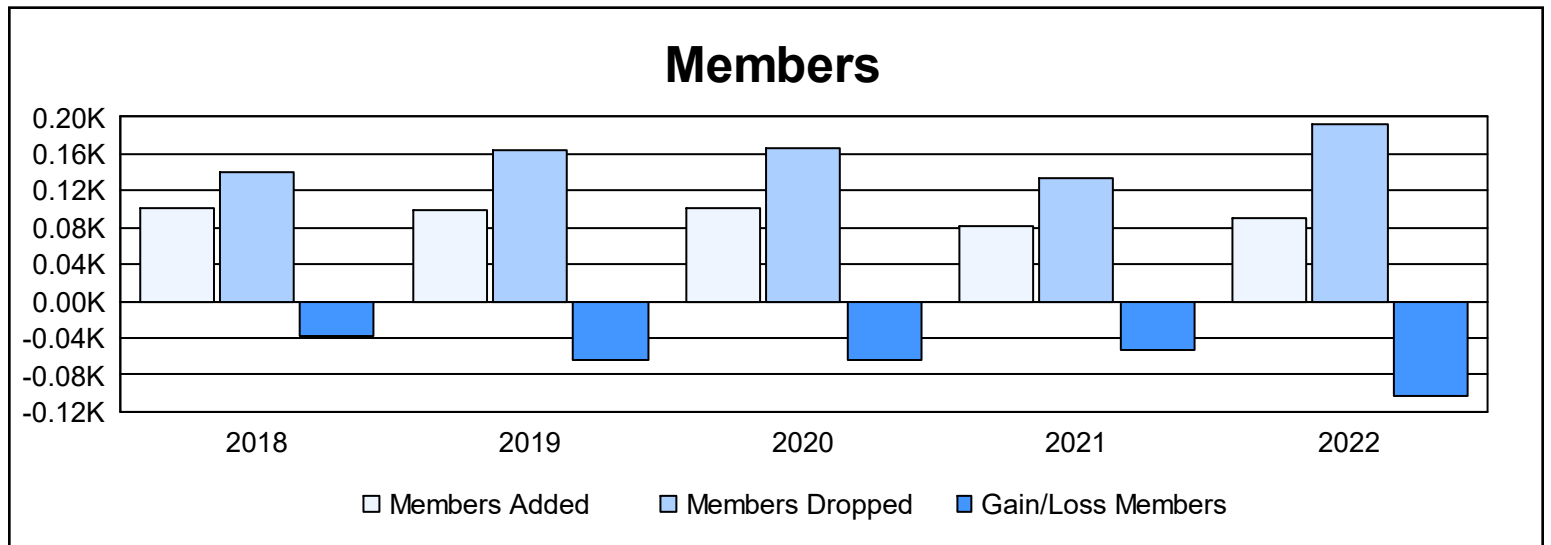
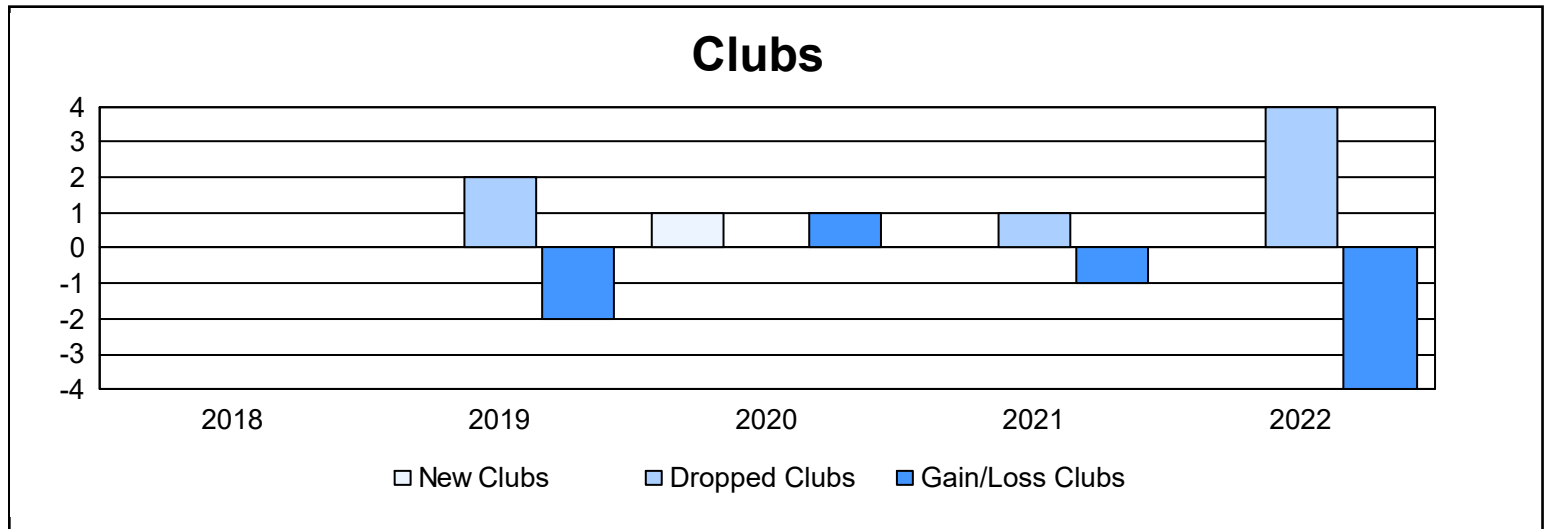
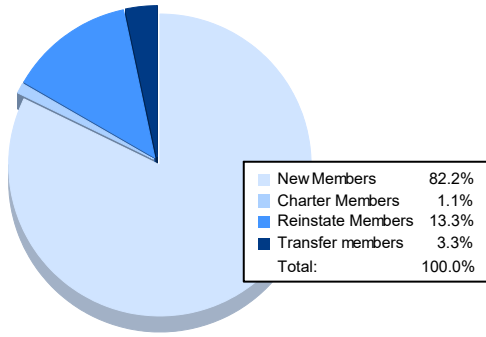


Year	New Clubs	Dropped Clubs	Gain/ Loss Clubs	New Members	Charter Members	Reinstate Members	Transfer Members	Total Member Added	Total Members Dropped	Gain/ Loss Members
2017-2018	0	0	0	93	0	6	3	102	140	-38
2018-2019	0	2	-2	86	0	1	11	98	163	-65
2019-2020	1	0	1	53	45	2	1	101	166	-65
2020-2021	0	1	-1	67	2	7	6	82	134	-52
2021-2022	0	4	-4	74	1	12	3	90	193	-103
<b>Average</b>	<b>0</b>	<b>1</b>	<b>-1</b>	<b>75</b>	<b>10</b>	<b>6</b>	<b>5</b>	<b>95</b>	<b>159</b>	<b>-65</b>



### Membership Composition June 2022 Cumulative



### Gender Composition June 2022 Cumulative

